



How to connect Apple iOS devices

Hardware and software, you need for connection

- Original USB cable
- Oxygen Forensic® Detective installed on your PC
- Apple iOS drivers or iTunes software installed on your PC

Connection types supported for Apple iOS devices

- Oxygen Forensic® Detective supports only cable connection for Apple iOS devices.

Apple iOS drivers

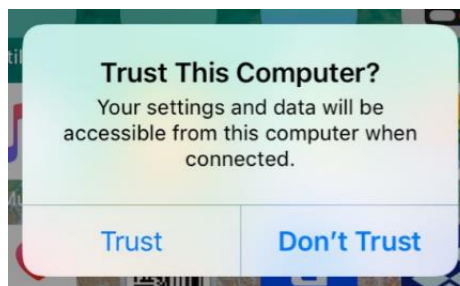
You can install iTunes software from the manufacturer official site www.apple.com or download the driver package from your customer area and install Apple iOS drivers:

Additional files and documents

Description	Release date	Size	Download
Driver pack for Oxygen Forensic Detective (DEMO)	28 October 2019	1186Mb	Download
Device image pack for Oxygen Forensic Detective (DEMO)	20 April 2018	377Mb	Download

What options to check before connection

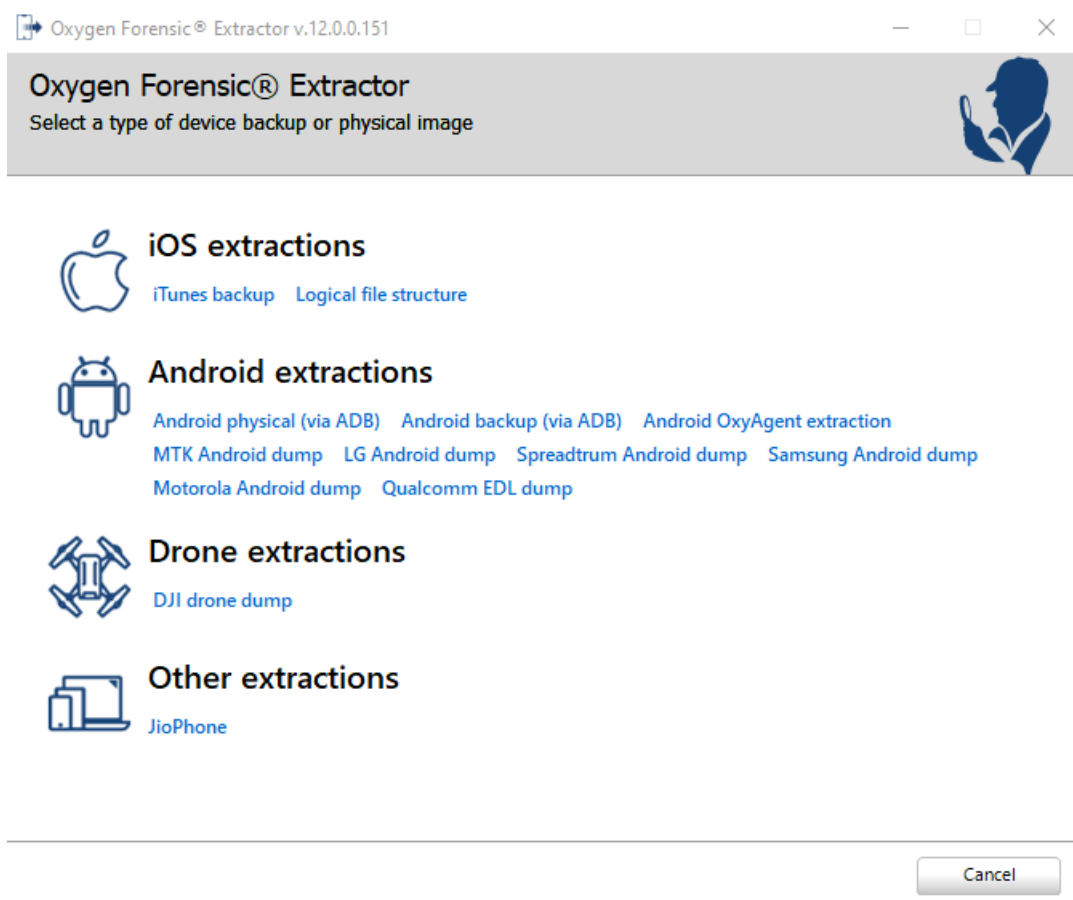
- We highly recommend to connect Apple iOS devices directly to PC without using any USB hubs.
- Before connection to our software please unlock the device, attach a cable to it and trust computer on the device:





Extraction of Apple iOS devices in Oxygen Forensic® software

If all the previous instructions are strictly followed launch Oxygen Forensic® Detective and press Oxygen Forensic® Extractor option on the Home screen. Oxygen Forensic® Extractor will be started. You can choose either *iTunes backup* to extract data from a non-jailbroken Apple iOS device or *Logical file structure* to extract a jailbroken device:



Once connection is established you will see the following screen in Oxygen Forensic® Extractor:



OXYGEN FORENSICS


Oxygen Forensic® Extractor v.12.0.0.151

Oxygen Forensic® Extractor
Device connected.




Device is connected successfully!

Device information

	Model:	<input type="text" value="iPhone 8"/>
	IMEI:	<input type="text" value="353001096358800"/>
	Hardware Revision:	<input type="text" value="iBoot-5540.0.129"/>
	Software Revision:	<input type="text" value="13.1.3"/>

Extraction options

Choose a folder to store extraction



Extract

Cancel

Press *Extract* button to extract data. If you have Apple device with iOS 13.x with a PIN code set you will need to enter it on the device after you press *Extract* button.